

Cost as a Barrier to Access Dental Healthcare in Saudi Patients

Ashraf Alhujaili, Ahmad Alhujaili, Abdulmajeed Aljabr

Abstract: Aim: to measure the cost as a barrier which inhibit Saudi people from obtaining dental care.

Material and methods: A cross-sectional study through a questionnaire-based e-survey has been published to social networks, forums, emails, online newspapers, the answered questionnaire accounted for 15,786 individuals, among whom 14,831 were participated in the study after applying inclusion and exclusion criteria.

Results: 62.1% of the sample stopped their treatment due to costs. 73.1% of the sample think cost of dental treatment is expensive. 55.2% of the sample don't find a complete of variety of dental treatment in public health care. And overall, 84.4% of the sample prefer private clinics over public clinics.

Conclusion: approximately two in three Saudis experience financial barriers to dental care.

Keywords: costs, access to dental care, Saudi, public health care.

1. INTRODUCTION:

In recent years there has been growing awareness in the society about the dental care and dental problems. the different types of media have been helping the society so much for increasing knowledge about Access to Dental Care. However, there are so many barriers can prevent the society from getting a good care for their own oral care. The much the barriers the much the poor oral care from the society. [1]

The issue of "access to care" is undoubtedly a significant health care policy concern. The term "access to care" is one of the most frequently used terms used in discussions of the health care system (Penchansky & Thomas, 1981) and often embodies several meanings and interpretations. It is important to define access carefully, however. In 1981, Penchansky and Thomas ventured to define access in the context of the health care system and presented a general concept of access that describes a series of specific dimensions outlining the fit between the characteristics and expectations of patients and healthcare providers (Penchansky & Thomas, 1981). These dimensions were developed into the "five As" of access to care: affordability, availability, accessibility, accommodation, and acceptability. [2]

In a way to decrease the barriers, we should know first what are these barriers, and how do they can prevent or make the dental care difficult for the society. [3] Dental anxiety for example is a potential barrier to seeking dental care and its association with oral health is of central importance. [4] Availability of dental services, or the lack of, was identified as a key barrier to the utilization of dental services amongst respondents. [5]

The cost of attending for dental care is a potential barrier to attending the dentist. In addition, uncertainty about cost has been highlighted in previous national dental surveys as a barrier to attending and was also the subject of a super-complaint about private dentistry investigated by the Office of Fair Trading in 2003 [6]. Another aspect of cost as a barrier is the extent to which cost influences decisions about types of dental treatment and/or delaying required treatment. [7]

The aim of the present study was to measure the cost as a barrier which inhibit Saudi people from obtaining dental care.

2. MATERIALS AND METHODS:

A cross-sectional study through a questionnaire-based e-survey

The questionnaire consisted of two parts: The first part was composed of items on demographic data: nationality, age, gender and education level

The second part included six sections dealing with the following items:

- 1- History of visiting dental clinics
- 2- Preferred Clinics.
- 3- Cost as a barrier to complete dental treatment
- 4- dental treatment costs
- 5- dental costs Vs access to dental care
- 6- Availability of variety of dental treatments in public health cares

Only mid-class socioeconomically status Saudi people with previous history of visiting dental clinics were included in the survey. Participants who never visited dental clinics before and patients below 13 years old were excluded from the study.

The questionnaire was written in Arabic was conducted online through forums, social networks, emails, websites and online newspapers. Data were collected through Google Documents to be collected and analyzed.

The answered questionnaire accounted for 15,786 individuals, among whom 14,831 were participated in the study after applying inclusion and exclusion criteria. (Table 1)

Collected Data were analyzed using the Statistical Program for Social Sciences (SPSS) version 17. Descriptive statistics were performed using frequency count and percentages. Chi square tests were performed to determine the difference between studied groups at the 5% level of significance.

Table 1

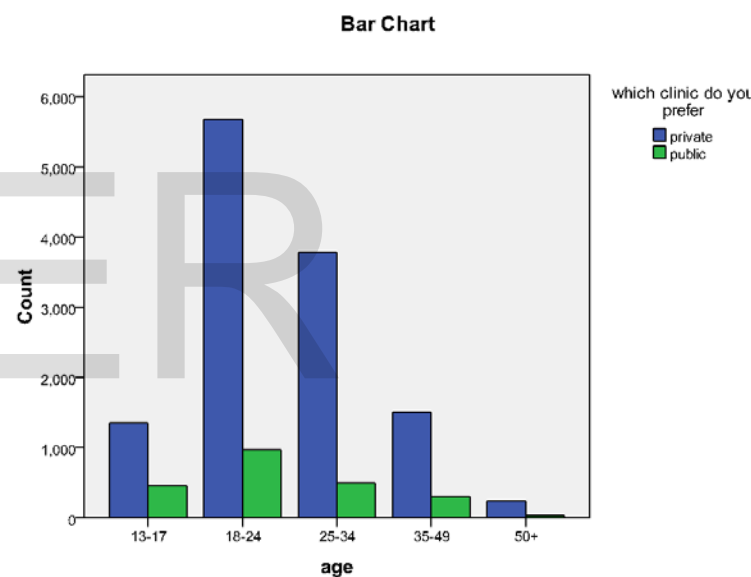
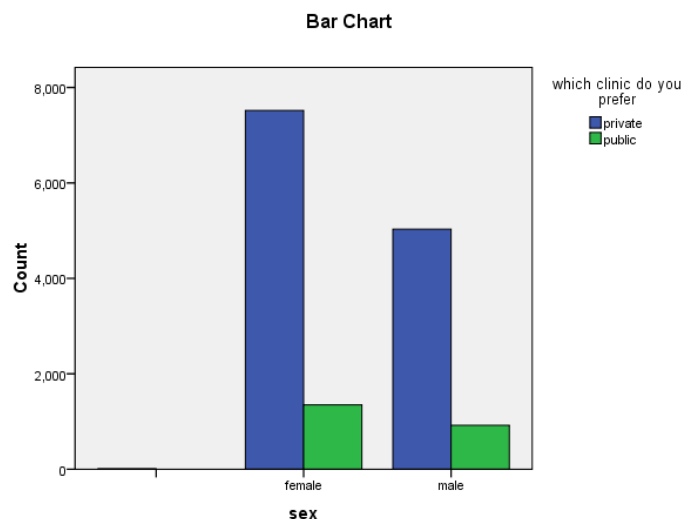
	No. (N=14,831)	%
Gender		
Male	5962	40.2%
Female	8869	59.8%
Age		
13- 17y	1779	12%
18-24y	6822	46%
25-34y	4153	28%
35-49y	1780	12%
50+ y	297	2%
Education		
< high school	1631	11%
High-school	2818	19%
Bachelor's	9344	63%
Postgraduate	890	6%
others	148	1%

3. RESULTS:

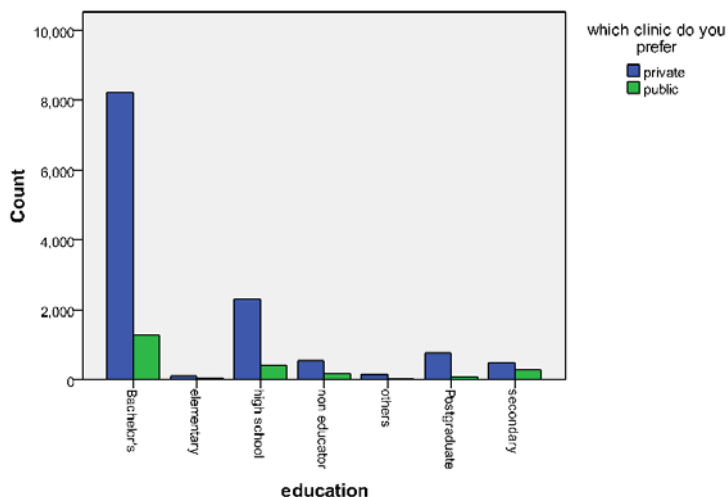
The total number of accepted participants was 14831. There was an unequal distribution between male [40.2%] and female [59.8%] among the sample and the majority were 18-24 [46%] and 25-34 [28%] years of age. The sample were highly educated Bachelor's [63%] and high school [19%] and postgraduate [6%].

3.1 preferred clinics:

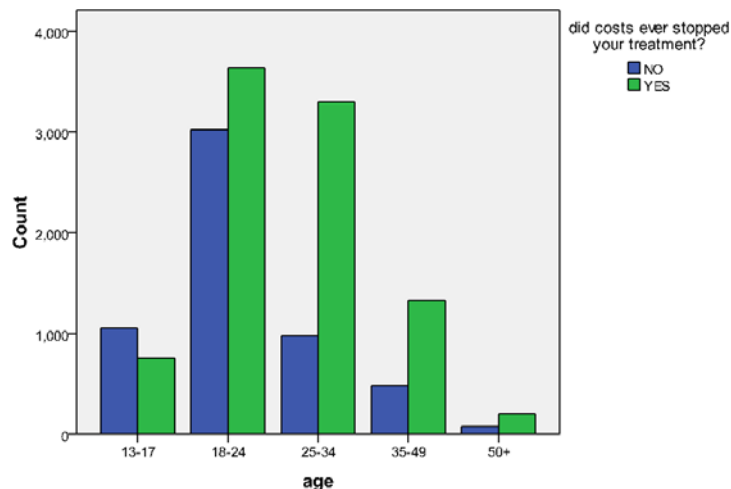
chart 1, 2 and 3 shows the preferred clinics among sex and age and education We can see from these figures that most of the population prefer private clinics over public ones



Bar Chart



Bar Chart

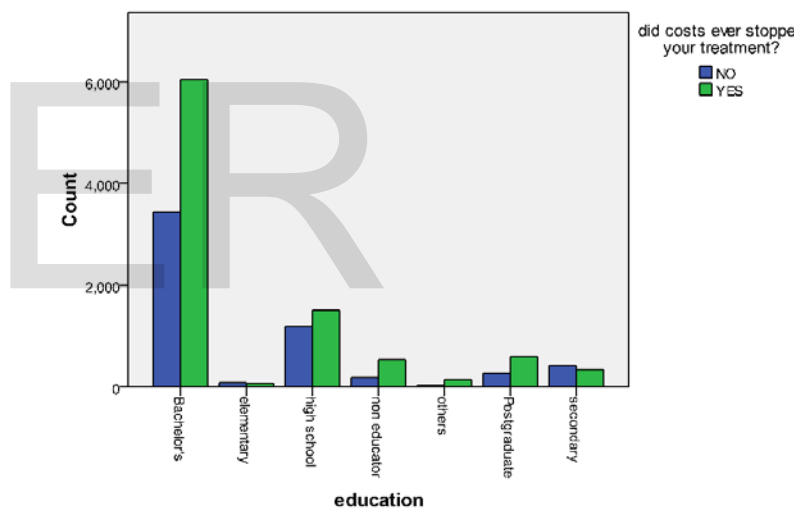


From previous figures we can see that most Saudis with different age, sex, and education prefer private clinics over public one. Of course, that's due to variety of reasons we didn't discover it in this study, but we can expect that public dental clinics require too much time to see a dentist due to appointments and paper things. etc.

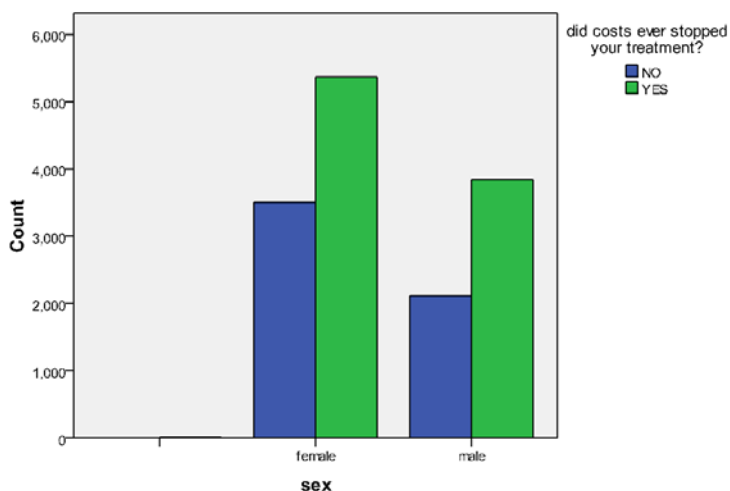
3.2 Costs inhibits completing of dental treatment:

Chart 4, 5, and 6 shows costs that inhibit the society from completing their dental treatment among sex, age, and education

Bar Chart



Bar Chart



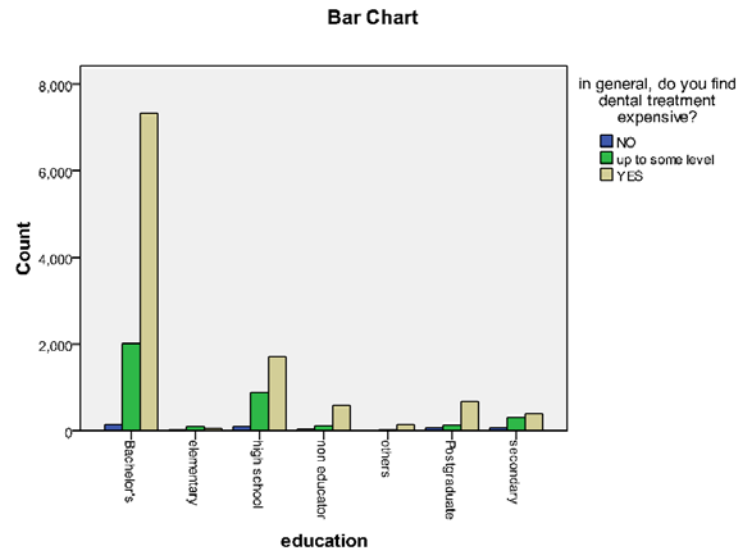
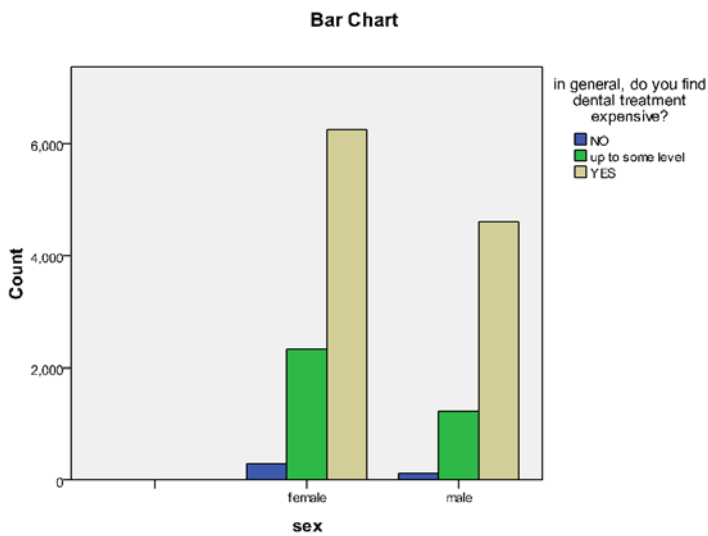
Form previous figures we can translate that 36.2% female and 25.2% male stopped their dental treatment due to costs. That's equal 62.1% of the whole sample which equal 9210 persons.

In figure 5 there is a difference between ages in their completing dental treatment or not due to costs. We can see that the high the age the increase of stopping of dental treatment due to costs.

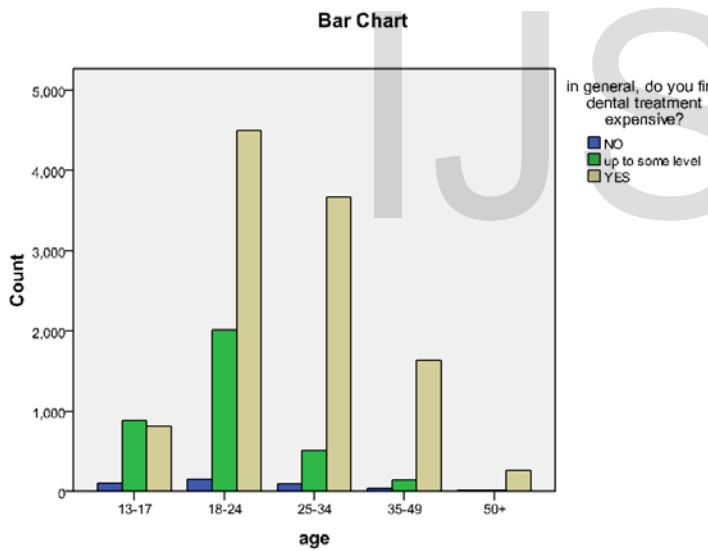
In figure 6 we can see that the most education brand that costs did not alter their completing of treatment are the people with secondary school degree. Of course, because of the little number we can't tell if the whole population like that or not.

3.3 Costs of dental treatment:

Chart 7, 8, and 9 shows what the society think about dental treatment costs among sex, age, and education

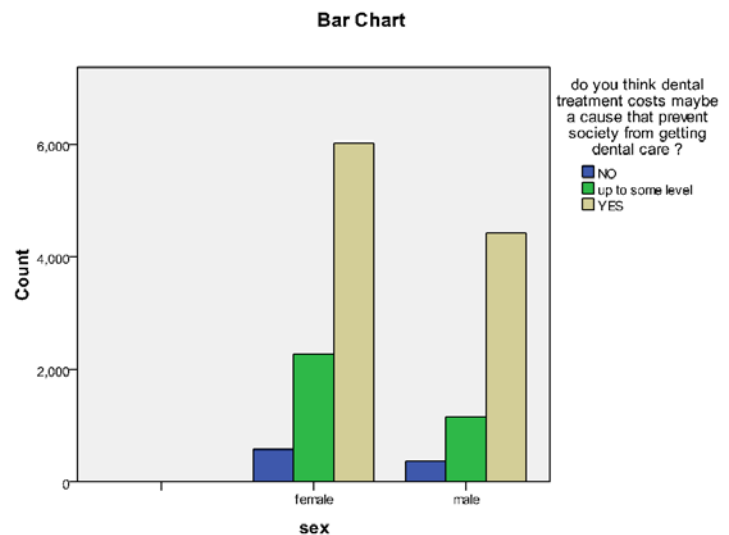


From previous figures we can translate that 73.1% of the population think that dental treatment costs are expensive.



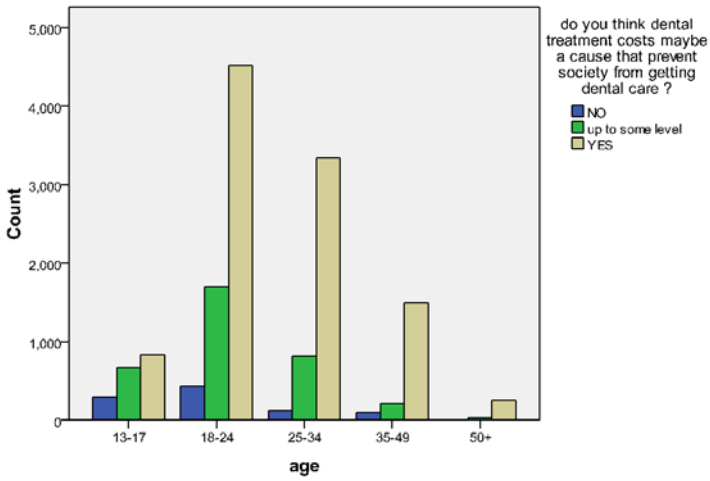
3.4 Costs prevent society from getting dental care:

Chart 10, 11, and 12 shows the sample opinions about dental treatment costs preventing the society from getting dental care among sex, age, and education

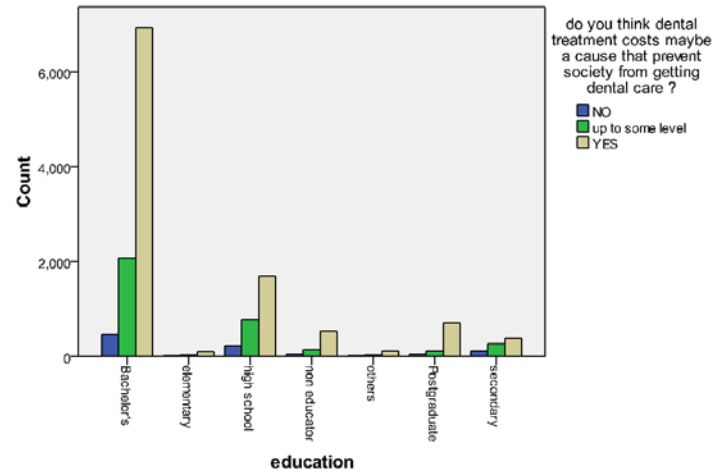


education

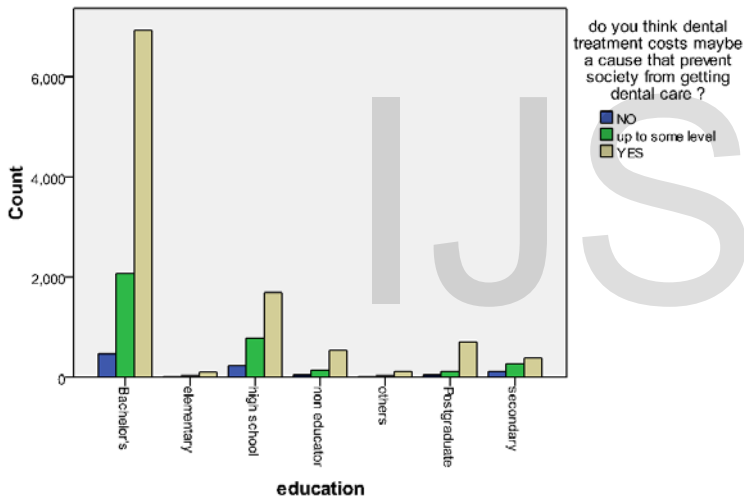
Bar Chart



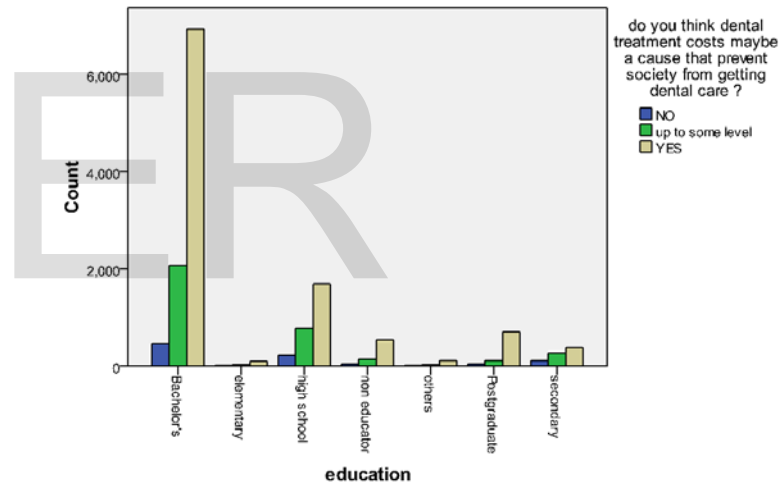
Bar Chart



Bar Chart



Bar Chart

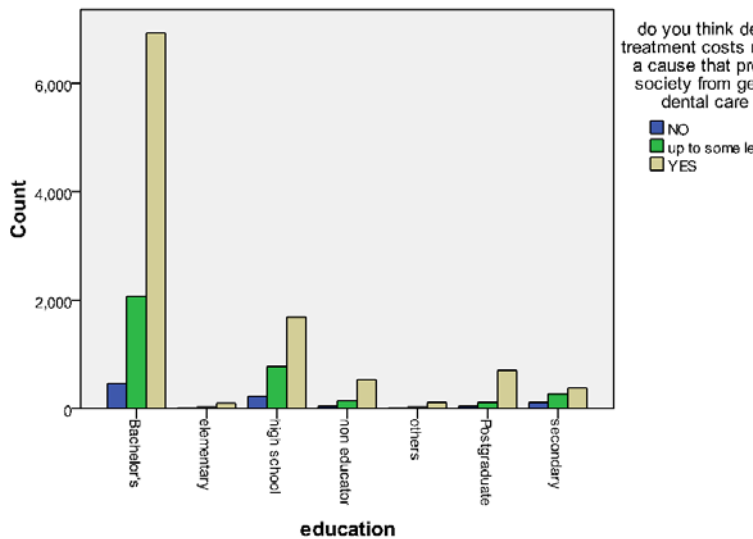


From previous figures we can take a message from the society that dental treatment costs are preventing them from getting a dental care.

3.5 Variety of dental treatment in public health cares:

Chart 13, 14, and 15 shows that can the society find variety of dental treatment in public health cares among sex, age, and

Bar Chart



From previous figures we can see that most of the society don't find a complete variety of dental treatment in public health care. This is maybe an answer of why most of the society prefer private clinics over public ones.

55.2 % of the population reported that they don't find complete dental treatment in public health care. And only 10% of the population reported that they find all they need from dental treatment in public health care.

4. DISCUSSION

This study is the first to examine cost barriers to dental care among Saudis. Results from this study met four objectives:

- ❖ The first objective was to see what the society prefer for dental treatment. And it was found that 84.6% of the population prefer private clinics over the public ones.
- ❖ The second objective was to see what are the effects of dental treatment costs among the society, and it found that it inhibits 36.2 female and 25.9 males from completing their treatment.
- ❖ The third objective was to see what the society think about the dental treatment costs. And it found that 73.1% of the society thinks it's expensive.
- ❖ The fourth objective was to see if the public health care has complete dental treatment of what the society needs or not, and it found that 55.2 of the society don't found what they need in public health care, and only 10% found a complete treatment of what they need.

4.1 Limitation of the study:

1- The study based on e-survey, so the result is not 100% true, and that's due to a lot of reasons, first: the people who can access to this survey are only the people who have internet access. Second: some people may understand some questions wrongly, and they answer anyway. Third there is no control of who can answer and who can't, for example some people may answered twice, some may have answered more.

2- There is no previous research focusing in costs barrier to access to dental care among Saudi people.

3- There were some limitations on the questioner. There were no questions about the total income and whether they have insurance or not, and what are the causes of preferring private clinics or public ones, and what are the types of treatment that you can't find in public health care.

4- The number of participants is not enough to get an absolute value about access to dental care especially when we know the number of population in Saudi Arabia is over 31 million [10] and our sample was just nearly around 15 thousand.

Conclusion:

Findings from this study indicate that approximately two in three Saudis experience financial barriers to dental care. This study confirms that Saudis with different ages, sex and education experiencing problems of dental care, some may have stopped their treatment, some may have didn't go for a treatment because of costs. Being the first of its kind in the Saudi dental care context, this study makes an important contribution in highlighting the oral health of Saudis by focusing on one of the most important barrier in access to dental care.

Overall, this study provides valuable baseline information for future studies to assess whether financial barriers to dental care are getting better or worse for Saudis. Going forward, governments must make a commitment to invest in ongoing surveillance systems to ensure oral health data collection is conducted on a regular basis and collects information relating to access issues and clinical oral health assessments of all Saudis.

5. REFERENCES:

- 1- Age Concern England (1983) *Dental Health in Old Age* selected Age Concern England policies. Mitcham, Surrey.
- 2- Penchansky, Roy; Thomas, J William. *Medical Care*. 19(2):127-140, February 1981
- 3- Breaking Down barriers to Oral Health for All Americans: The role of workforce , ADA , February 2011

- 4- Corah (1969) Development of a dental anxiety scale *J Dent Res* 48 (4) 596
- 5- Minimising barriers to dental care in older people ,Elena Borreani, Desmond Wrigh , *BMC Oral Health* 2008, 8:7
- 6- The Office of Fair Trading (2003) The private dentistry market in the UK. March 2003
- 7- Access and barriers to care - a report from the Adult Dental Health Survey 2009, The Health and Social Care Information Centre 2011
- 8- Australian Research Centre for Population Oral Health, The University of Adelaide, South Australia. (2012). The avoidance and delaying of dental visits in Australia. *Australian Dental Journal*, 57(2): 243-7.
- 9- Harford, J. E., Ellershaw, A. C., & Spencer, A. J. (2011). *Trends in access to dental care among Australian adults 1994–2008. Dental statistics and research series no. 55. Cat. no. DEN 204.* Canberra: Australian Institute of Health and Welfare.
- 10- Central Department of Statistics & Information of Saudi Arabia, 2015

IJSER